

Energize Delaware Program Updates

Empowerment Grant Program – Program is being redesigned to provide offerings and new technologies that utilize unique ways to deliver benefits to underserved and disadvantaged communities.

Activity this reporting period –

- \$308,000 grant awarded to the Food Bank of Delaware for electric vehicles and Level II chargers.
- \$75,000 grant awarded to Elyte Energy for further research on hydrogen energy.



RGGI Challenge Programs:

Challenge Programs, identified as EV's for local governments, ESCO contracts, Solar for Libraries, and Solar for Schools, provide grants to government and non-profit entities for efficiency and solar deployment.

Activity this reporting period:

- **EVs for Delaware Local Government Fleets:** \$3.84M out of \$4M committed for funding. \$1.52M in funding deployed.
- **Solar for Public School Districts** – New Castle County Vo-Tech MOU out for signature.



- **Solar for Public Libraries** – 6 New Applications have been received: Milford, Selbyville, Duck Creek, Harrington, Wilmington and Lewes. \$223K deployed for Georgetown Public Library and construction is scheduled for early February. Frankford Library is approved for Utility upgrade to allow for solar installation.



Pathways to Green Ribbon Schools Program provides energy assessments and mini grants for hands-on learning.

Activity this reporting period: Onboarding of Ursuline and Salesianum. Kickoff calls will begin in January. Mini Grant applications will be accepted until January 15, 2024, with a maximum grant of \$3,000.

Farm Program holds tremendous potential and provides 40% incentives for Energy Efficiency upgrades for Farms throughout the state.

Activity this reporting period: We are looking for local energy auditors and are in discussions with local organizations to transition the farm program including Penn State Extension, DSU, and UD.

Faith Efficiencies Program provides a unique opportunity to engage with faith communities to identify potential energy savings opportunities.

Activity this reporting period: Energy audit coordination completed for the audit conducted at St. Peter's Episcopal Church in Smyrna.



Energy Assessments for Non-Profits Program has been tremendously successful and is a great workforce development tool where students can perform audits under the direction of their professor.

Activity this reporting period: 4 new audits have been conducted and final reports are being prepared for Georgetown Presbyterian, Dover Post Building, Atracare, and Bayside.

Workforce Development Events – Our HEC2 program held its quarterly partnership meeting in December. In attendance were representatives from all three Habitat for Humanities, Lumeco Energy, and Milford Housing. Train the trainer events have been scheduled for the upcoming months so that these entities have a trained staff member who can perform workshops and table outreach events promoting the HEC2 program and Energize Delaware. Central Delaware Habitat for Humanity has hired a dedicated staff member to perform HEC2 appointments in Kent County and the new employee has completed the necessary training to be out in the field.

Affordable Multi-Family Housing Program provides rebates for all types of affordable multi-family energy efficiency projects, technical assistance, and financing for various stages of construction.

Activity this reporting Period: 3 New Existing Building Initiative inquiries in the sales pipeline: Milford Firehouse (a mixed use building), Green Street Housing, & Milford Housing Development Corporation. November had \$349,885 Direct install incentives paid out to Heritage Manor, Sussex Green, Roosevelt Apartments, Foster Commons and Mispillion Station II. Technical Assistance was provided to Milford Housing Development Corporation, Green Street housing, Miller Investments, Sussex Green, Better Homes of Seaford, Ministry of Caring, Frazier Apartments, and Georgia Read Village.



Small Business Program –provides a light audit, direct installation measures, and prescriptive incentives for small businesses.

Activity this reporting period - 18 projects were completed in FY 24. Rebates distributed totaling \$43,285. The program has shifted to a referral program for EEIF and EEIF for Non-profits. The Franklin team will be assisting small businesses through the EEIF application process and serving as community ambassadors for these entities. Photo – Dover Art League. Rebate for Central A/C, Furnace, Smart Thermostats.

Home Performance with ENERGY STAR Program – provides incentives for residential customers, home energy assessments, and is a feeder program for energy efficiency residential loans.

Activity this reporting period - Our Home Performance with ENERGY STAR® program is continuing to perform robustly with assessments and jobs continuing to increase each month. Incentive changes have been made, effective January 5th, in order to keep the program moving forward while trying to manage the budget (See chart below for more details). Voting took place for the new Best Practices Working Group. 10 contractors were chosen by their peers to represent the group. 1 Auditor specific, 3 Auditors, 3 Weatherization contractors, and 3 HVAC contractors. The first meeting will be held January 31st in Dover. Participating contractor renewals are currently underway. To date 47 contractors have submitted all the necessary paperwork. The deadline for renewal is February 1, 2024. We have closed the program to New Contractors until the end of the fiscal year in order to maintain control of the quality of work and the budget.

DESEU Program Activity Report – November 2023 – December 2023



HPwES - Assessments													
	July	Aug	Sept	Oct	Nov	Dec	Jan	Feb	Mar	Apr	May	June	Totals
FY14								1	17	15	25	27	85
FY15	16	9	17	47	46	57	60	67	69	59	40	53	540
FY16	34	42	64	90	61	40	70	53	58	78	94	109	793
FY17	119	111	100	76	114	105	124	95	108	135	172	203	1462
FY18	171	160	160	190	182	97	0	187	176	0	329	189	1841
FY19	61	79	25	92	51	69	67	78	108	108	130	102	970
FY20	186	127	76	111	0	178	119	74	245	92	80	121	1409
FY21	214	169	90	235	95	309	102	155	202	341	254	298	2464
FY22	130	269	204	150	383	187	276	128	370	104	328	138	2667
FY23	270	459	333	146	312	356	257	383	346	427	352	367	4008
FY24	427	315	387	299	322	366							2116
HPwES - Jobs													
	July	Aug	Sept	Oct	Nov	Dec	Jan	Feb	Mar	Apr	May	June	Totals
FY14									4	9	6	7	26
FY15	4	12	10	2	11	12	15	32	27	27	24	21	197
FY16	14	7	18	20	24	24	20	34	32	25	26	16	260
FY17	40	34	31	43	58	57	82	62	76	76	110	164	833
FY18	146	181	180	159	220	133	0	37	113	120	175	89	1553
FY19	45	54	153	12	45	46	81	34	57	45	62	71	705
FY20	122	33	114	81	119	68	56	115	52	147	76	89	1072
FY21	132	92	48	109	143	143	106	138	178	106	134	81	1410
FY22	149	147	133	160	167	166	126	210	148	180	144	131	1861
FY23	132	163	157	152	163	197	113	228	227	191	171	258	2152
FY24	226	116	224	160	472	210							1408

Home Energy Counseling & Check-up HEC² – provides a light audit, direct install measures, and counseling to low-income customers. The counseling portion includes a robust referral process that informs the client of all Delaware programs that they could qualify for and the various organizations to assist them.

Activity this reporting period - HEC2 in-home assessments and workshops are ramping back up from the holidays. Central Delaware Habitat for Humanity has signed on as a self-performing contractor and will be conducting Home Energy Checkups with internal staff. The Franklin team will be adding staff to the HEC2 team to manage the increase in participation. 32 Assessments were completed in November and December and there were 77 residents who participated in a workshop in November. (see chart below)

HEC2 - In Home Assessments													
	July	Aug	Sept	Oct	Nov	Dec	Jan	Feb	Mar	Apr	May	June	Totals
FY19								0	1	5	2	4	12
FY20	9	61	37	35	26	48	42	77	15	0	0	0	350
FY21	0	2	12	14	18	17	19	12	10	13	21	16	154
FY22	16	34	37	39	50	29	19	25	41	74	56	90	510
FY23	58	68	53	49	52	36	39	21	17	12	17	27	449
FY24	28	30	22	32	24	8							144
FY25													-
HEC2 - Workshop Participants (Kits given)													
	July	Aug	Sept	Oct	Nov	Dec	Jan	Feb	Mar	Apr	May	June	Totals
FY19									19	0	11	52	82
FY20	0	0	13	0	70	10	12	12	25	0	0	0	142
FY21	0	0	0	0	19	9	22	16	12	146	34	15	273
FY22	15	36	9	29	6	5	1	3	33	18	12	4	171
FY23	107	66	17	29	2	13	33	8	36	34	0	21	366
FY24	6	1	1	1	77	0							86
FY25													-

Workforce Development Events – Our HEC2 program held its quarterly partnership meeting in December. In attendance were representatives from all three Habitat for Humanities, Lumeco Energy, and Milford Housing. Train the trainer events have been scheduled for the upcoming months so that these entities have a trained staff member who can perform workshops and table outreach events promoting the HEC2 program and Energize Delaware. Central Delaware Habitat for Humanity has hired a dedicated staff member to perform HEC2 appointments in Kent County and the new employee has completed the necessary training to be out in the field.

Online Marketplace Program – provides instant rebates for home efficiency products. Data is uploaded into Energy Orbit. [Marketplace website performance Google Analytics Site](#).

Shop for Energy Saving Products here: [Energize Delaware \(energizedelawaremarketplace.com\)](https://energizedelawaremarketplace.com)

Activity this reporting period – 385 orders and 939 products sold in November and December. 364 Nest Thermostats were sold in December alone. Top sellers include Nest and Sensi smart thermostats, 4-pack dimmable LED bulbs, and 9W bulb packages. Simply Conserve air purifiers have been added to the marketplace. Research is being done on solar generators and additional solar products to be added to the marketplace in the first quarter.



Pre-WAP Program – Program is designed to deliver Pre-WAP & WAP services to low-income Delawareans.

Activity this reporting period – In November and December; 27 WAP jobs were deferred to Pre-WAP, 31 have been assigned to contractors, and 18 Pre-WAP jobs were completed and sent back to WAP for additional services. The City of Wilmington has proven to be difficult to complete jobs in a timely manner due to permitting issues, discovery of problematic housing stock, and contractor availability to work within these boundaries. ECA, Energize Delaware, and DNREC are working together to develop a plan to address barriers in the City of Wilmington.

Energize Delaware Loan Programs:

Residential Energy Efficiency and Residential Solar Loan Programs provide low-interest fixed rate financing options for homeowners looking to minimize out-of-pocket costs for rebate eligible measures for participants of our Home Performance program.

Residential Solar Loan Program –

Applications to date	753	Approved loans totaling	\$	10,633,437
Rejected	32	Completed projects	\$	9,672,673
Withdrawn	21	Construction projects	\$	930,764
Projects Under Construction	59			

Activity this reporting period – 23 projects submitted totaling \$325,597.

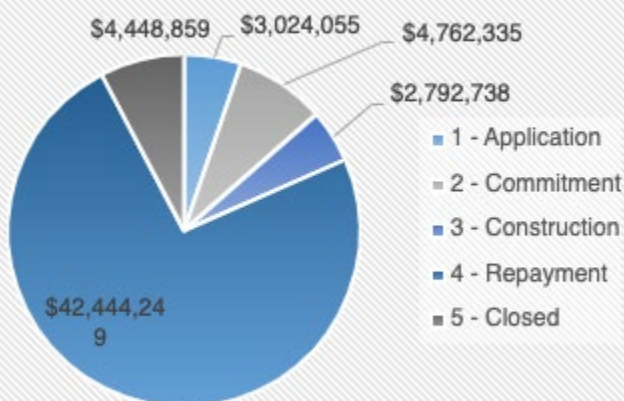
Residential Energy Efficiency Loan Program –

Applications to date	372	Approved loans totaling	\$	3,929,832
Rejected	79	Completed projects	\$	3,696,952
Withdrawn	2	Construction projects	\$	224,987
Projects Under Construction	16			

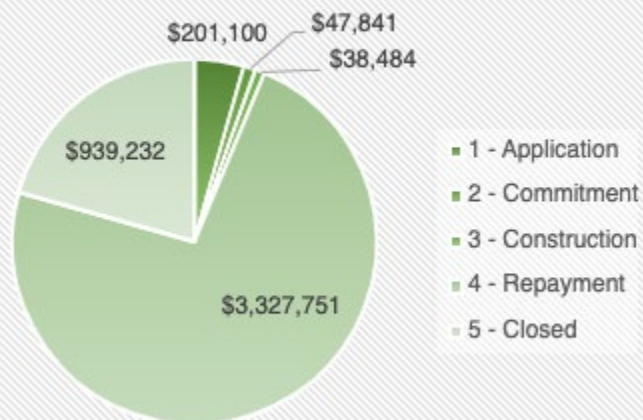
Activity this reporting period – 36 projects submitted in November and December totaling \$515,135.

Low-Interest Commercial Loan Program – The total amount of this loan portfolio is \$58,431,341. Ninety-five loans are in repayment status totaling \$42,444,249 and 5 projects are under construction totaling \$2,792,738. Slipstream is continuing their work with our team to move loan applications and review process to the online portal.

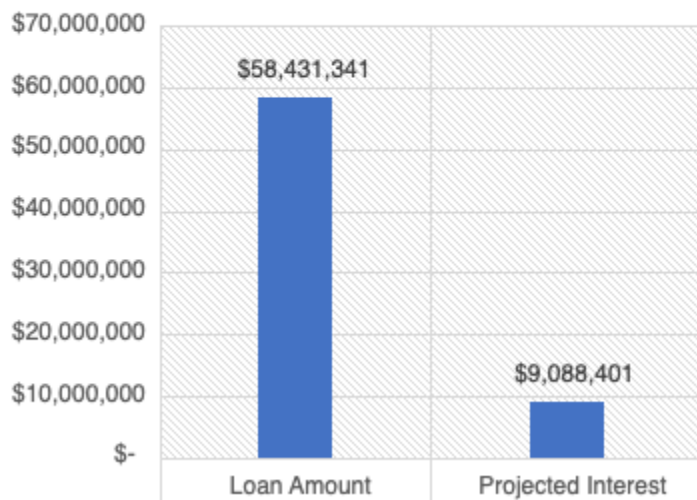
Loan Amount



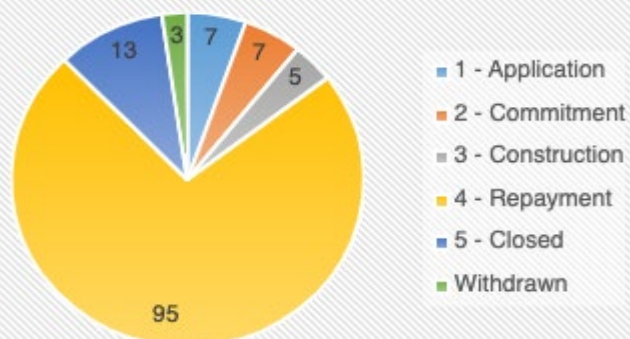
Annual \$ Savings

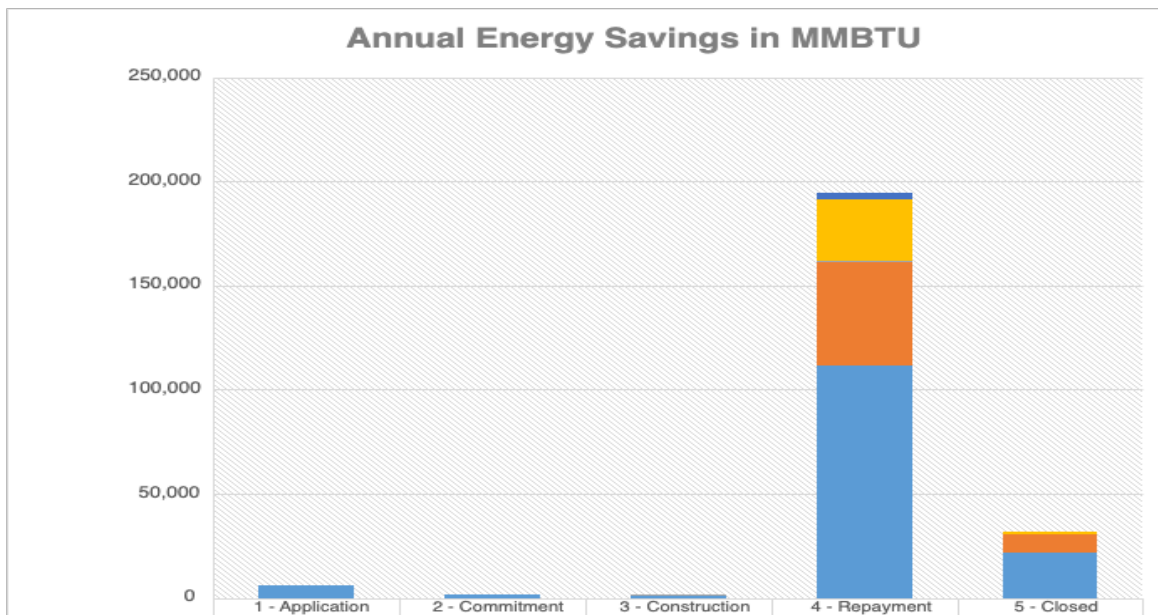


**Loan Amount & Interest
Earned/Being Earned
(Projects in repayment & closed ones only)**



of Projects





Research and EM&V Activities:

Energy Savings Performance Contracting Program Evaluation – Both Process and Impact evaluations have started. For the process evaluation, we have reviewed and approved the interview guidelines and provided contact information for the interviewees. Kevin Warren will conduct the interviews. For the impact evaluation, we have completed document sharing, and the contractor started to check data accuracy.

Revamping the database – Energy Orbit, the database provider, has gone through a merger and our contract negotiations are delayed due to protocol change after the merger. We were promised that the new platform would be more powerful and cost friendly. We are expecting an update in late January.

Energize Delaware Geospatial Hub – Athena has started to learn ArcGIS and experimented with visualizing our historical projects. We are working on prototypes for internal review. After addressing data privacy and twisting the visualization effect, we will share more in future reports as this develops more. Here is the [Link](#) to the live Geospatial Hub. [Public Energize Delaware Geospatial Hub 1 \(arcgis.com\)](#)

Pilot Program Update – We have received user log information from the Smyrna Rest Area for the electric lawn care tools for review and evaluation of this pilot project. We are working with DNREC on a similar pilot project for Delaware State Parks.

Routine M&V – EEAC Bi-annual Snapshot was finished and submitted to the EEAC committee. The RGGI report was completed and submitted to RGGI Inc. for CY2022. New data visualization designs for our Energize Delaware annual report are in process.

DESEU Program Activity Report [January 2023 – December 2023]



Energy Savings Data from Completed Projects					
Program	Annual Energy Savings	Lifetime Energy Savings	Gross Annual Energy Savings (MMBtu)	Gross Lifetime Energy Savings (MMBtu)	Annual Greenhouse Gas Emission Avoided (metric Tons)
Home Performance ¹	\$497,918	\$8,962,524	70,215	1,263,875	5,253.54
Home Energy Counseling & Checkup ¹	\$7,604	\$136,866	239.53	4312	37.91
Online Marketplace	\$84,055	\$1,512,996	3,893	70,078	400.57
Residential Solar Loans ³	\$296,568	\$5,338,219	7,228	130,104	1,066.17
Lights-On ³	\$74,903	\$1,348,260	1,874.61	33,743	282.96
Revolving Loans	\$46,406	\$1,424,210	886	15,942	-
Energy Audits for Non-profits	\$172,818	\$3,110,721	10,860	195,478	999.55
Farm Program ²	\$14,424	\$259,632	605	10,894	3.06

Potential Savings Found through Energy Audits					
Program	Annual Energy Savings	Lifetime Energy Savings	Gross Annual Energy Savings (MMBtu)	Gross Lifetime Energy Savings (MMBtu)	Annual Greenhouse Gas Emission Avoided (metric Tons)
Farm Program ²	\$278,211	\$5,007,798	119,002	2,142,041	630.51
Faith Efficiencies ⁴	\$-	\$-	-	-	-
Energy Audits for Non-profits	\$401,384	\$7,224,917	11,806	212,513	1,218.91
Pathway to Green Schools ²	\$208,167	\$3,747,006	7,644	137,597	1033.05
Affordable Multifamily	\$197,271	\$3,550,878	3,132	56,376	372.39

1. Home Energy Counseling & Checkup is under routine QA/QC. Before the data qualified is checked out, we have not updated the HEC number.
2. Farm Program and Lights-On program ended in Sept. 2023, Pathways to Green Schools had no new audits or projects since last board meeting.
3. The dollar amount of energy savings for these two programs are calculated as kWh times \$0.14, the average cost per kWh.
4. Faith Efficiencies projects are captured in Non-Profits Energy Assessments Programs for CY 2023.